

35 di 105
 FIFA Women's World Cup France 2019™
 7 June – 7 July

- GROUP STAGE
 - 09.06.2019 AUS 1-2 ITA
 - 14.06.2019 JAM 0-5 ITA
 - 18.06.2019 ITA 0-1 BRA
- ROUND OF 16
 - 25.06.2019 ITA 2-0 CHN
- QUARTER-FINAL
 - 29.06.2019 ITA 0-2 NED
- SEM-FINAL
- FINAL

Head coach
BERTOLINI Milena (ITA)

Technical staff
 D'ASTOLFI Federico (Assistant coach)
 SORBI Attilio (Assistant coach)
 VIOTTI Cristiano (Goalkeeping coach)
 D'OTTAVIO Stefano (Fitness coach)
 PATTERI Fabio (Fitness coach)
 PERONDI Francesco (Fitness coach)

Players: 1 GIULIANI, 2 BERGAMASCHI, 3 GAMA, 4 GALLI, 5 LINARI, 6 ROSUCCI, 7 GUAGNI, 8 ROSUCCI, 9 SABATINO, 10 GIRELLI, 11 BONANSEA, 12 MARCHITELLI, 13 BARTOLI, 14 TARENZI, 15 SERTURNI, 16 FUSETTI, 17 BOATTIN, 18 MAURO, 19 GIACINTI, 20 TUCERI, 21 CERNQIA, 22 PIPITONE, 23 GIUGLIANO.

FIFA Women's World Cup France 2019™ squad

NO.	NAME	CLUB (COUNTRY)	MINS	G	A
1	GIULIANI Laura	Juventus FC (ITA)	450	0	
12	MARCHITELLI Chiara	CF Fiorentina (ITA)	0	0	
22	PIPITONE Rosalia	AS Roma (ITA)	0	0	
3	GAMA Sara	Juventus FC (ITA)	450	0	
5	LINARI Elena	Atletico Madrid (ESP)	450	0	
7	GUAGNI Ala	ACF Fiorentina (ITA)	417	0	1
13	BARTOLI Elisa	AS Roma (ITA)	341	0	
16	FUSETTI Laura	AC Milan (ITA)	0	0	
17	BOATTIN Lisa	Juventus FC (ITA)	97	0	1
20	TUCERI Linda	AC Milan (ITA)	0	0	
2	BERGAMASCHI Valentina	AC Milan (ITA)	307	0	
4	GALLI Aurora	Juventus FC (ITA)	301	3	
6	ROSUCCI Martina	Juventus FC (ITA)	19	0	
8	PARISI Alice	ACF Fiorentina (ITA)	0	0	
11	BONANSEA Barbara	Juventus FC (ITA)	396	2	
15	SERTURNI Annamaria	AS Roma (ITA)	15	0	
21	CERNQIA Valentina	Juventus FC (ITA)	450	0	1
23	GIUGLIANO Manuela	AC Milan (ITA)	450	0	3
9	SABATINO Daniela	AC Milan (ITA)	157	0	
10	GIRELLI Cristiana	Juventus FC (ITA)	279	3	
14	TARENZI Stefania	SSD Chievo Verona Valpo (ITA)	0	0	
18	MAURO Ilana	ACF Fiorentina (ITA)	97	0	
19	GIACINTI Valentina	AC Milan (ITA)	274	1	

NEL = Squad number; C = Clean sheets; MINS = Minutes played; G = Goals; A = Assists.

Average possession

45% Total




21% Final third

38% Middle third

41% Defensive third

Shots per match



Shots per goal

Shots on target per match



Shots on target per goal

9 Goals scored

Goal location

4 Goals conceded

Goal location



6 open-play goals

3 set-piece goals

0 own-goals

1 open-play goals

3 set-piece goals

0 own-goals

- from corners 1
- from free kicks 1
- from penalties 1
- from throw-ins 0

- from corners 0
- from free kicks 2
- from penalties 1
- from throw-ins 0

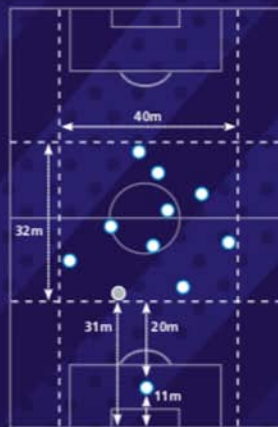
Team compactness

- In possession
- Out of possession

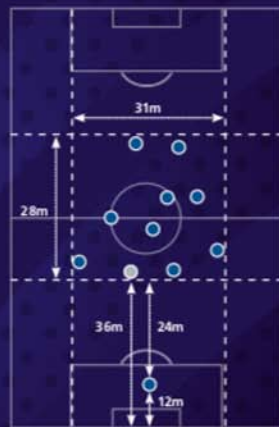


Team shape

- In possession
- Deepest defender



- Out of possession
- Deepest defender



The representation of player positions has been taken from one match. Team compactness and team shape data represents the team's Tournament average.

Team passing accuracy



Final third	66%	54
Middle third	69%	175
Defensive third	75%	142

74% ▼ 77% ▼

Team passes 371

Goalkeeper passing success



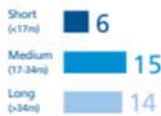
69% ▲ 77% ▼

Goalkeeper passes




29 ▲ 21 ▲

Goalkeeper passing length



Defensive line breaks



Defensive line breaks against



Attacking entries



Attacking entries against



Opponents bypassed



311 ▼ 333 ▼

Opposition defenders bypassed



45 ▼ 50 ▼

Own players bypassed



311 ▲ 236 ▲

Own defenders bypassed



45 ▲ 30 ▲

% of final-third entries leading to shots



23% ▲ 28% ▼

>23 km/h 1,754m

1,808m ▼ 1,648m ▼

19-23 km/h 4,937m

4,958m ▼ 4,975m ▼

13-19 km/h 21,130m

21,819m ▼ 22,455m ▼

7-13 km/h 36,160m

38,403m ▼ 40,572m ▼

0-7 km/h 43,112m

41,306m ▲ 40,477m ▲

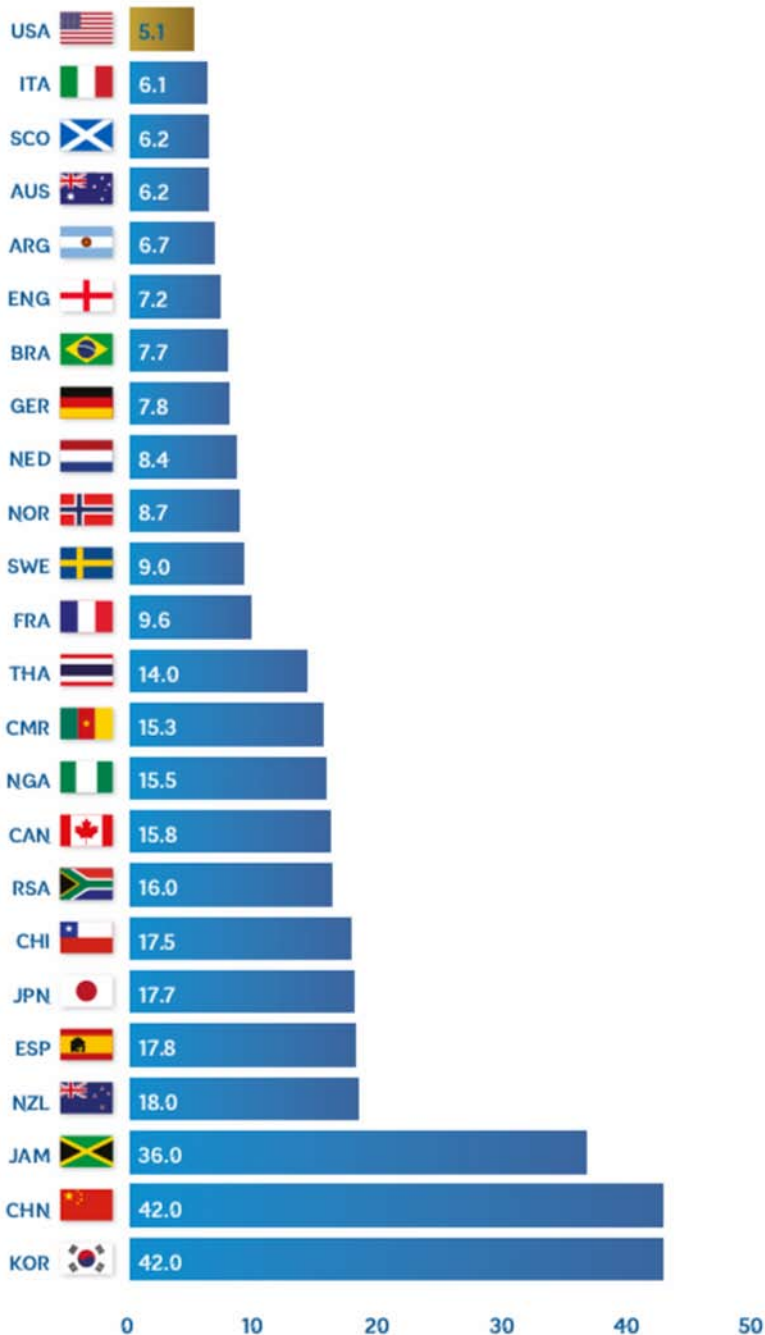
Total distance (km) 107.1

Distance >19 km/h 6,691

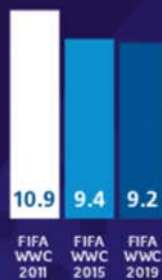
Distance >23 km/h 1,754

Activities >23 km/h 94

Shots per goal

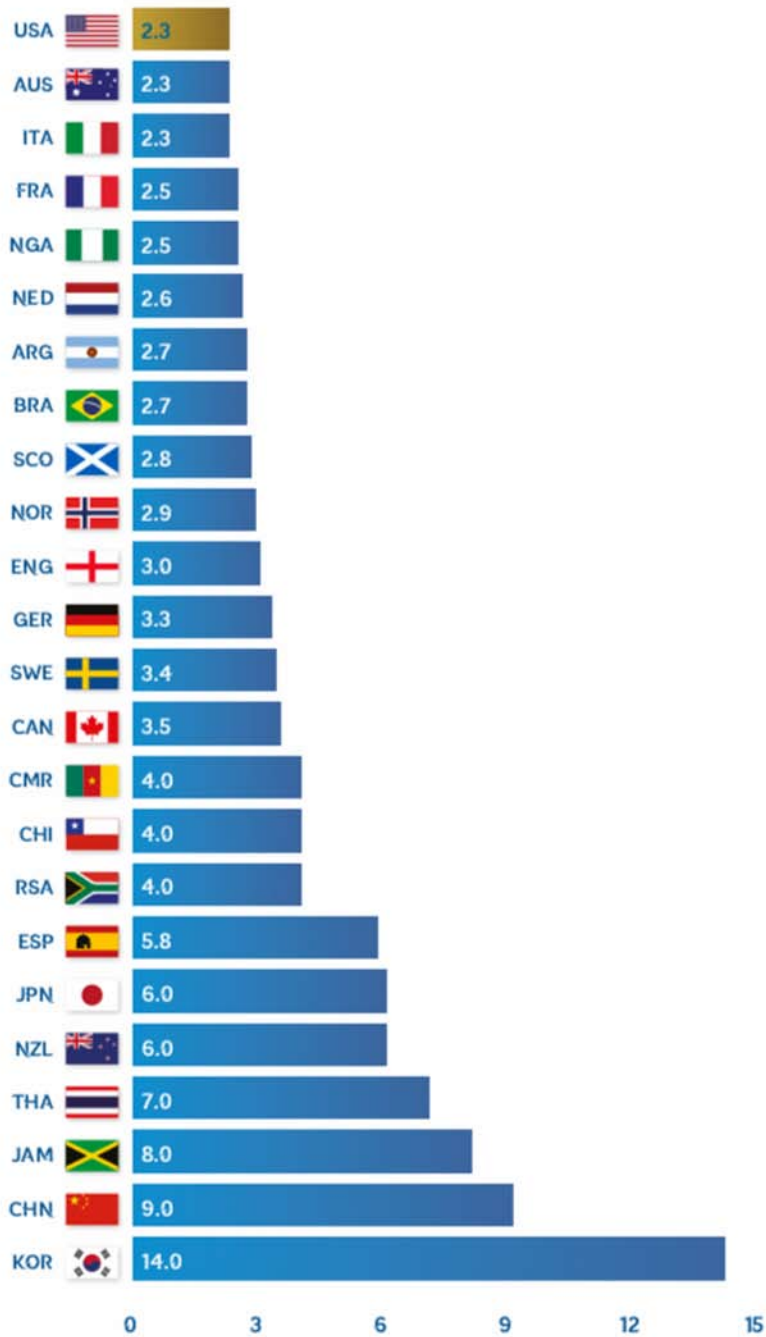


Tournament averages

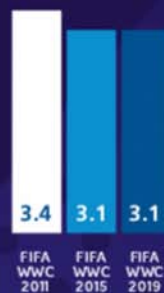


FIFA WWC 2011
FIFA WWC 2015
FIFA WWC 2019

Shots on target per goal



Tournament averages



FIFA
WWC
2011

FIFA
WWC
2015

FIFA
WWC
2019

Goalkeeper saves

